

A photograph of a person diving underwater is positioned behind the main title. The person is upside down, with their head and arms visible, set against a clear blue background.

# NVSL Dive—by the numbers

## 2023

*Jim Sweeder*  
*Chair, NVSL Dive Seeding Committee*  
*and Chief Dive Official*



# ***Northern Virginia Swim League***

## ***NVSL Dive -- 2023***

**48**

- ***Number of NVSL Dive Teams***

**8**

- ***Number of Divisions in NVSL Dive***

**2273**

- ***Number of NVSL Divers***
  - *Down 121 from last year*
  - *Still higher than pre-COVID years*

**47**

- ***Average number of Divers on an NVSL Dive Team***

**18 & 106**

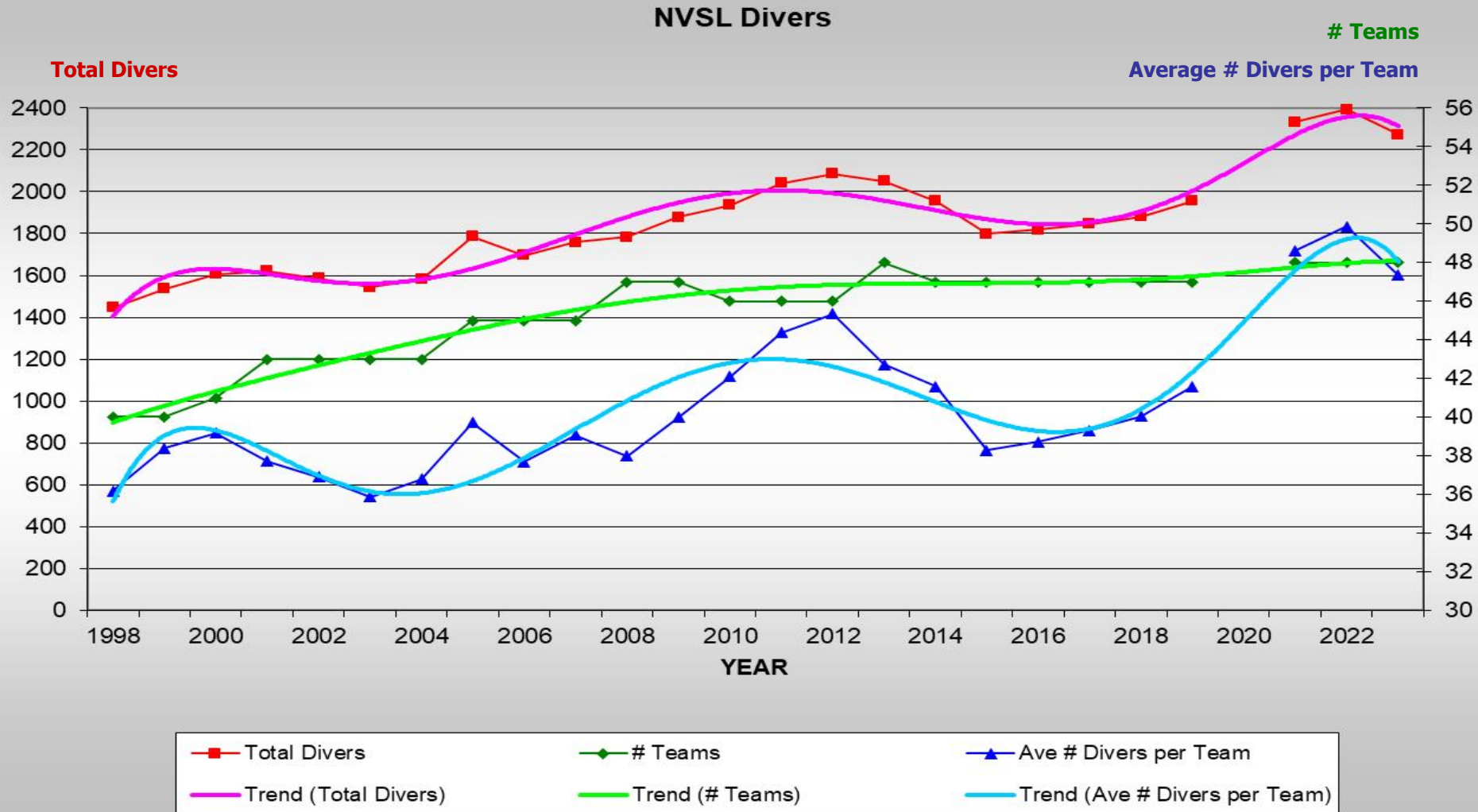
- ***Number of Divers on the Smallest and Largest NVSL Dive Teams***



# NVSL Divers

1998 – 2023

A 25-Year Perspective

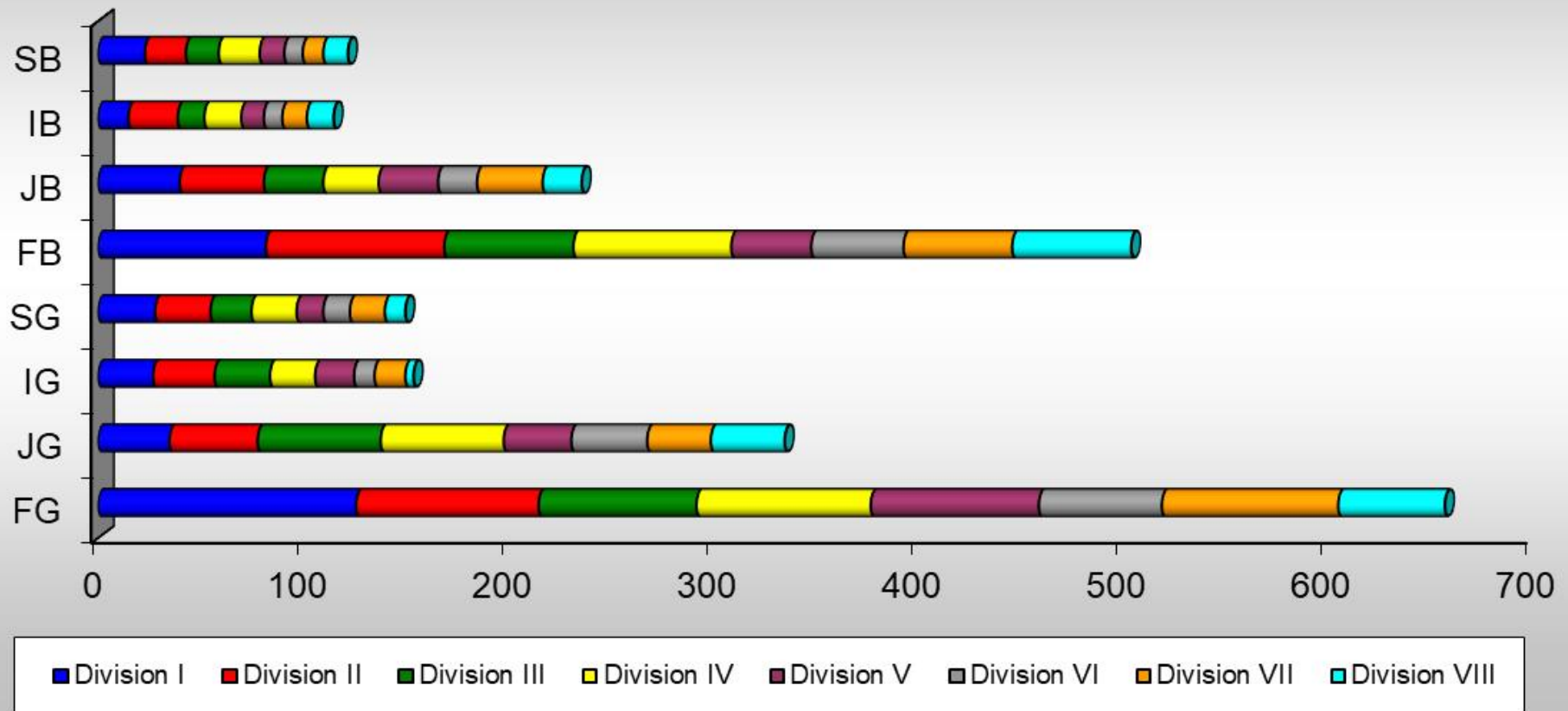




# NVSL Dive -- 2023

## The Season in Review

NVSL Dive Team Composition for 2023  
1296 Girls, 977 Boys

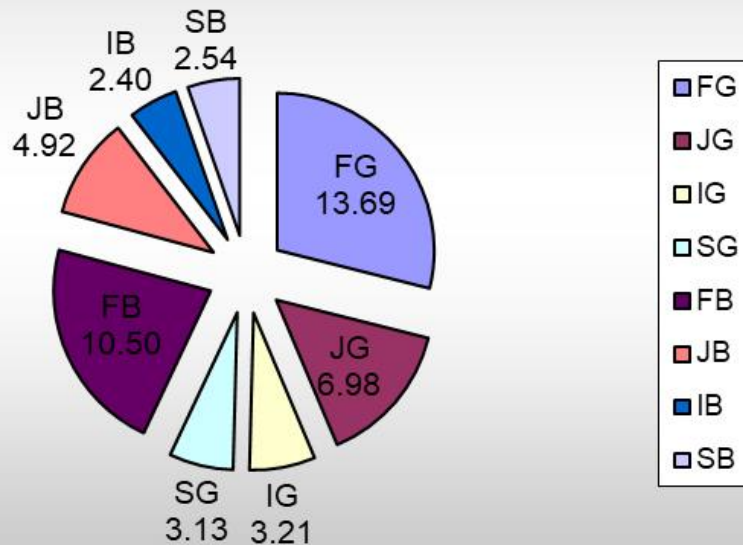




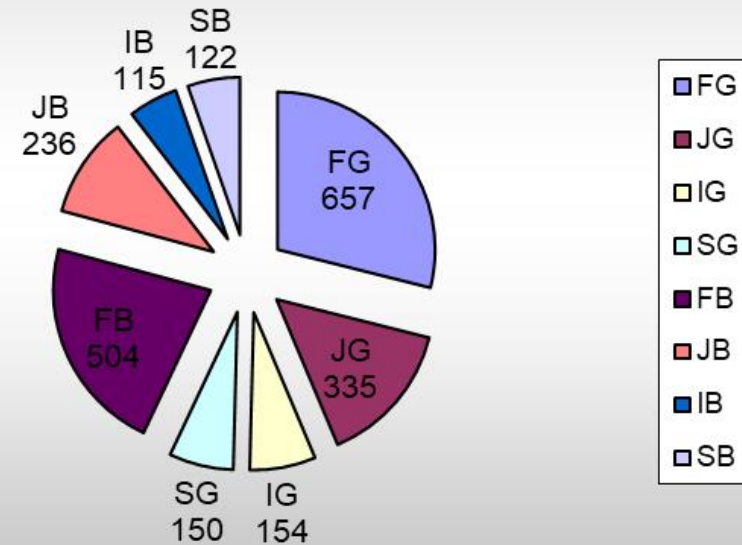
# NVSL Dive -- 2023

## The Season in Review

The Average NVSL Dive Team for 2023  
27.0 Girls, 20.4 Boys



NVSL Dive Team Composition for 2023  
1296 Girls, 977 Boys

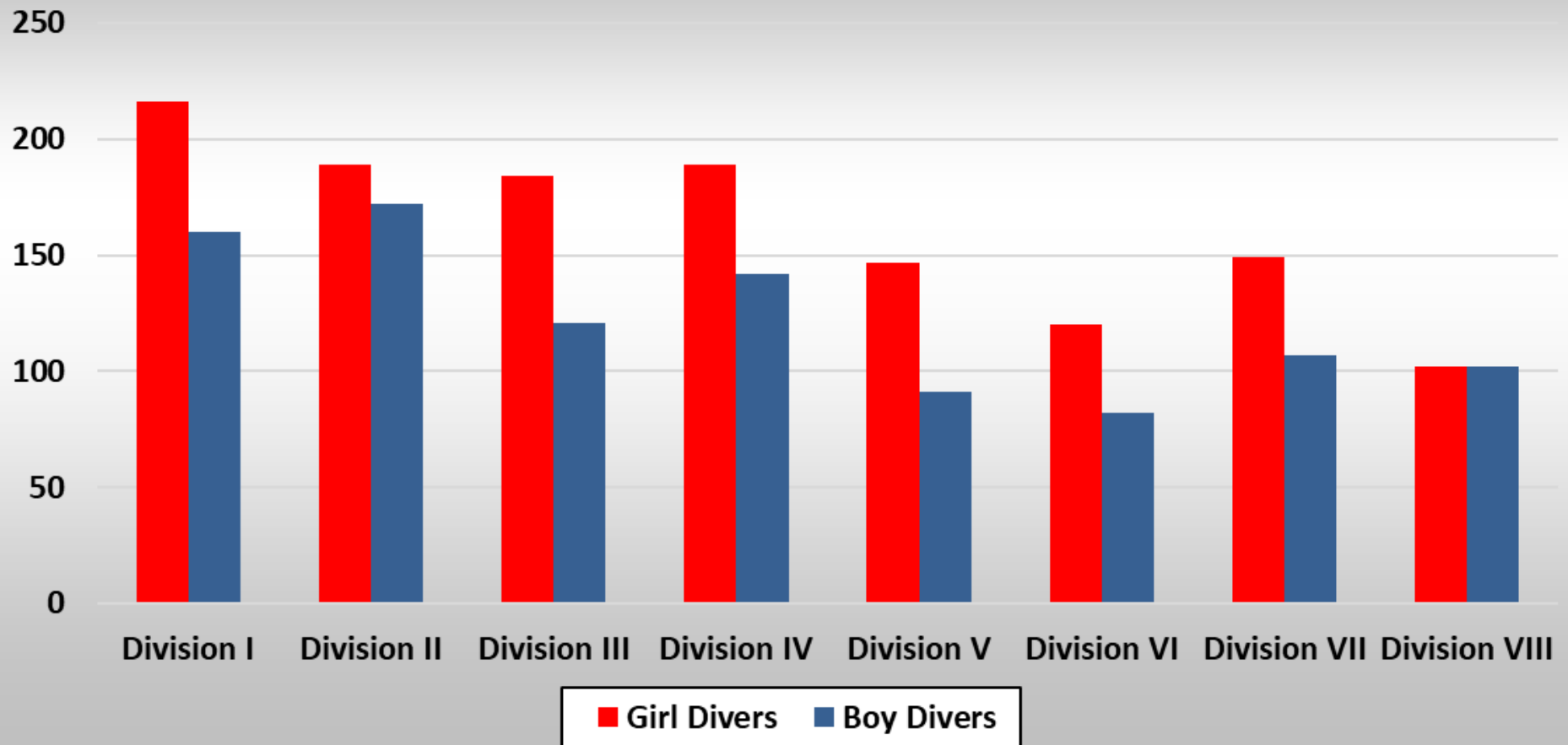




# ***NVSL Dive -- 2023***

## ***The Season in Review***

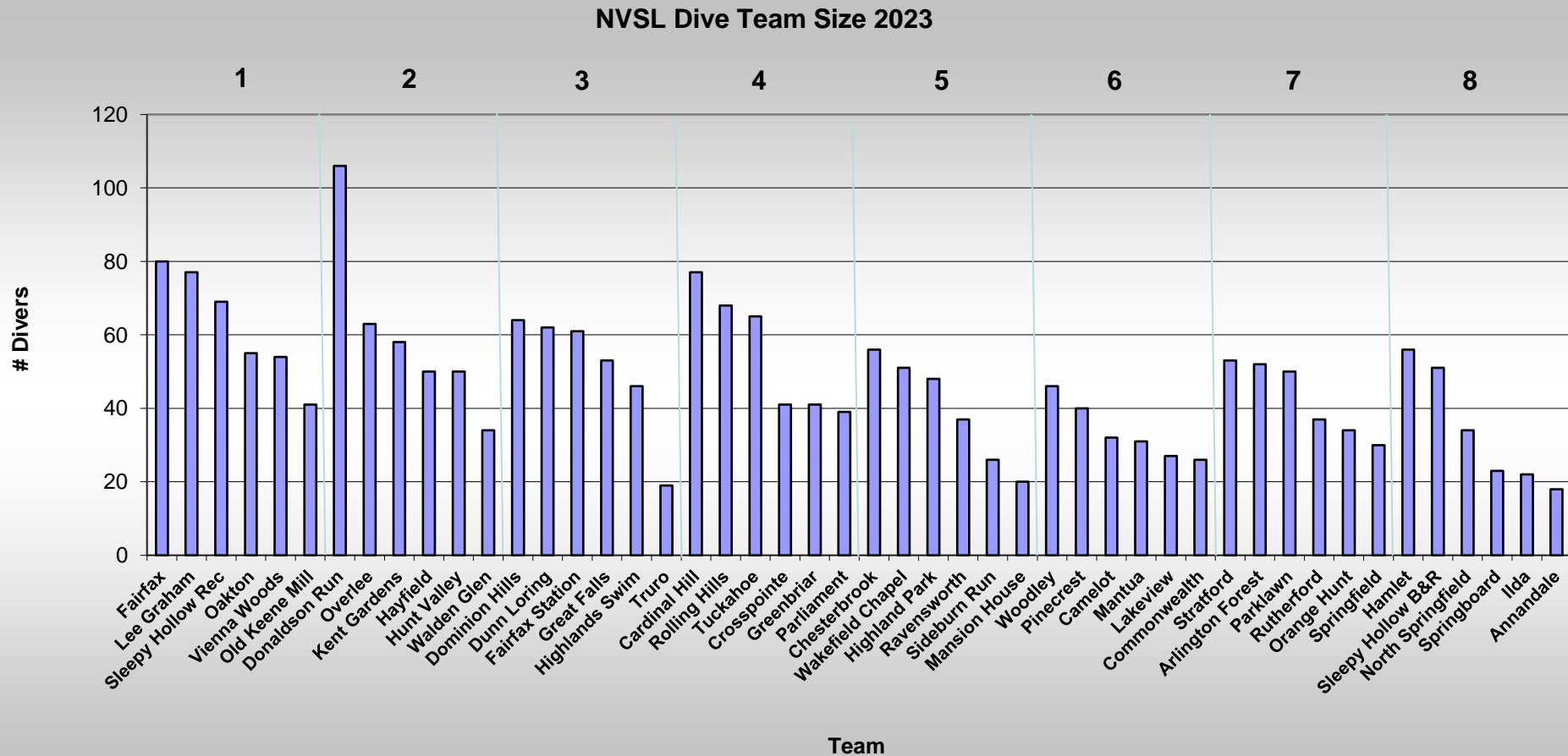
**NVSL Divers for 2023**







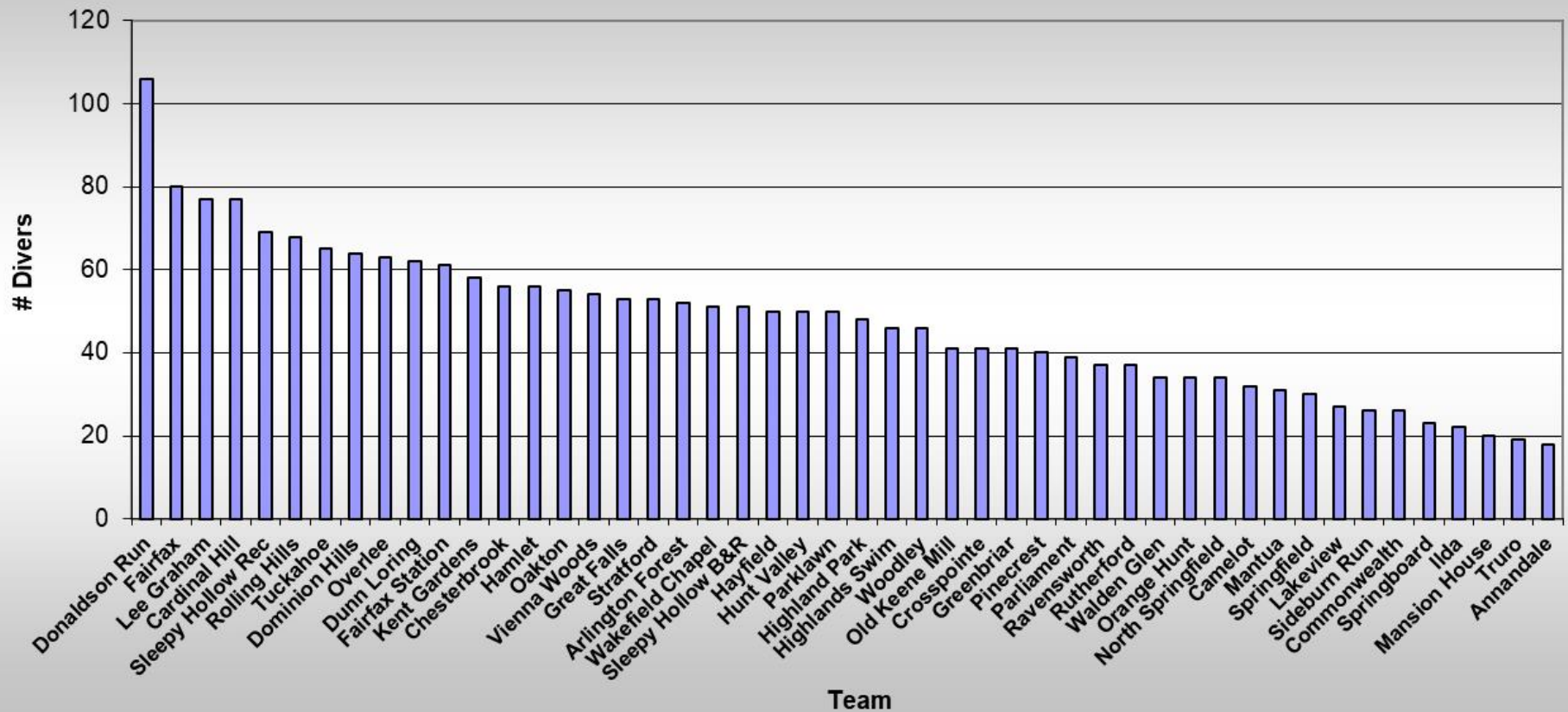
# NVSL Dive Team Size by 2023 Division & Team





# *NVSL Dive Team Size for 2023 by Team*

NVSL Dive Team Size 2023







# ***NVSL Dive -- 2023***

## ***The Season in Review***

**4**

- Number of Undefeated/Untied Teams***

- Oakton, Rolling Hills, Woodley, and Sleepy Hollow B&R (5-0-0)***
- Highlands Swim and Chesterbrook were 4-0-1 with a tie***

**2**

- Teams who won meets by an average of 20+ points***

- Woodley and Rolling Hills***

**5, 4**

- 5 NVSL Dive dual meet ended in a tie score***

- 4 NVSL Dive dual meets were decided by 1-point***

**6**

- 25% of all dual meets were decided by 6 points or less***

**22**

- 25% of all dual meets were decided by 22 points or more***



# ***NVSL Dive -- 2023***

## ***The Season in Review***

**13**

- ***Median winning margin for dual meets (2023)***
- ***50% of all 2023 meets were decided by 13 points or less***

**1**

- ***Only Division 2 had dual champions – DR and O***

**39%**

- ***% of all dual meets won by the home team***
  - ***No home pool advantage this year***
  - ***Div 4 & 8 -- home teams won 7 of 15 dual meets (highest in the league)***

**57%**

- ***% of divers who also swim for their pool***

**18, 39, 20**

- ***18 NVSL Dive Teams had a total of 39 divers compete from 20 different NVSL pools without dive teams.***



# ***NVSL Dive -- 2023***

## ***The Season in Review***

**20**

- NVSL Pools without a Dive Team who had divers compete with an NVSL Pool with a Dive Team***

- Hunter Mill, Laurel Hill, Mosby Woods (3), Poplar Tree (4), Rolling Valley (2), Canterbury Woods (3), High Point, Kings Ridge (5), Fair Oaks (3), Fox Hunt (3), South Run, Newington Forest, Lake Braddock (2), Fox Mill, Dowden Terrace, Brandywine (2), Rolling Forest, Sully Station 2, Riverside Gardens, Vienna Aquatic (2)***



# ***NVSL Dive (1998 – 2023)***

## ***25-Year Historical Perspective***

**87**

- ***Number of dual meets ending in a tie score (1998 – 2023; 2720 total meets)***

**110**

- ***Number of dual meets decided by 1 point (1998 – 2023)***

**58**

- ***Largest winning (losing) margin in a dual meet (2010: 65–7)***
- ***By comparison, the largest winning (losing) margin in a dual meet this year was 52 points (2023: 62–10)***

**11**

- ***Median winning margin for all dual meets (1998 – 2022)***
- ***Median for 2023 dual meets was 13 points***

**4**

- ***156 dual meets have been decided by exactly 4 points, the most likely score difference (or statistically, the mode)***



# ***NVSL Dive -- 2023***

## ***The Season in Review***

**27**

- ***Number of NVSL Dive Teams reported as "Building"***

**19**

- ***Number of NVSL Dive Teams reported "Static"***

**1**

- ***Number of NVSL Dive Teams reported as "Declining"***
  - ***One team did not respond***

**51%**

- ***The 10 and Under Age Group (Freshmen) account for about 51% of all NVSL Divers (1161 out of 2273)***

**12%**

- ***The Senior Age Group accounts for about 12% of all NVSL Divers (272 out of 2273)***



# ***NVSL Dive -- 2023***

## ***All Star Championship Meet***

**160**

- ***Number of NVSL Divers who qualified for the NVSL All Star Championship***

**4**

- ***Number of NVSL divers who qualified as a Top 8 finisher from last year's All Star Meet***

**155**

- ***Number of NVSL Divers who actually competed in the NVSL All Star Championship***

**9**

- ***Most All Star Competitors – Oakton***
- ***Parliament (7)***

**7**

- ***Number of Teams with All Star Champions (8 events)***
- ***FS, PAR (2), CP, HF, OAK, OKM, and G***





# ***NVSL Dive -- 2023***

## ***Divisional Championship Meets***

**683**

- ***NVSL Divers who competed in Divisional Championship Meets (30% of all NVSL Divers)***

**14**

- ***Average number of NVSL Divers per team who competed in their Divisional Championship Meet***

**18**

- ***Number of teams that sent the maximum of 16 divers to their Divisional Championship Meet***

**5**

- ***Least number of divers sent to the Divisional Championship Meet by one team***



# ***NVSL Dive -- 2023***

## ***Wally Martin 3-Meter Championship Meet***

**104**

- ***Number of NVSL Divers who competed in the Wally Martin 3-Meter Championship***
  - ***+11 over last year***

**31**

- ***Number of NVSL Dive Teams who sent divers to the Wally Martin 3-Meter Championship***
  - ***2 more pools than last year***

**9**

- ***Most Divers sent to the Wally Martin 3-Meter Championship – OAK***
  - ***CP – 7***

**7**

- ***Number of teams with individual 3-Meter Champions (8 events)***
  - ***SHR, HV, O, S, OAK (2), VW, WC***
  - ***3-Meter talent spread across NVSL Dive***



# ***NVSL Dive -- 2023***

## ***Wally Martin Synchro Championship Meet***

**136**

- ***Number of NVSL Divers who competed in the Synchro Championship Meet (68 dive pairs)***
  - ***20 more dive pairs than last year***

**23**

- ***Number of NVSL Dive pools who sent divers to the Synchro Championship Meet***

**15**

- ***Largest number of divers from one team – OAK***
- ***14 (DR and KG); 13 (HP)***

**3, 1**

- ***Winning pairs, same pool (O, KG, and OAK)***
- ***Winning pairs, different pools (S-HV)***

**76 / 60**

- ***Number of girls / Number of boys who competed***



# NVSL Dive CrackerJack Meet



- ***Established in 1987 to provide a skill-appropriate championship meet for beginning divers***
- ***World's largest one-day diving competition***
- ***The first CrackerJack Invitational was held at Freedom Park and attracted approximately 600 divers***
- ***CrackerJack has been hosted by Overlee, Cardinal Hill, Truro, Mansion House, Springfield, Sideburn Run, and Fairfax Station***
- ***Since 2022, CrackerJack has been hosted by Ravensworth***
- ***Divers compete by gender within their age group***
  - ***Age groups are: 6 and Under, 7, 8, 9, 10, 11, 12, and 13 and Up***







# ***NVSL Dive -- 2023***

## ***CrackerJack Championship Meet***

**372**

- ***Number of NVSL Divers who competed in CrackerJack***

**36**

- ***Number of NVSL Dive Teams who sent divers to CrackerJack***

**23**

- ***Most Divers sent to CrackerJack—Lee Graham, Oakton and Rolling Hills***
  - ***Sleepy Hollow Rec (22), Fairfax Station (19)***

**9**

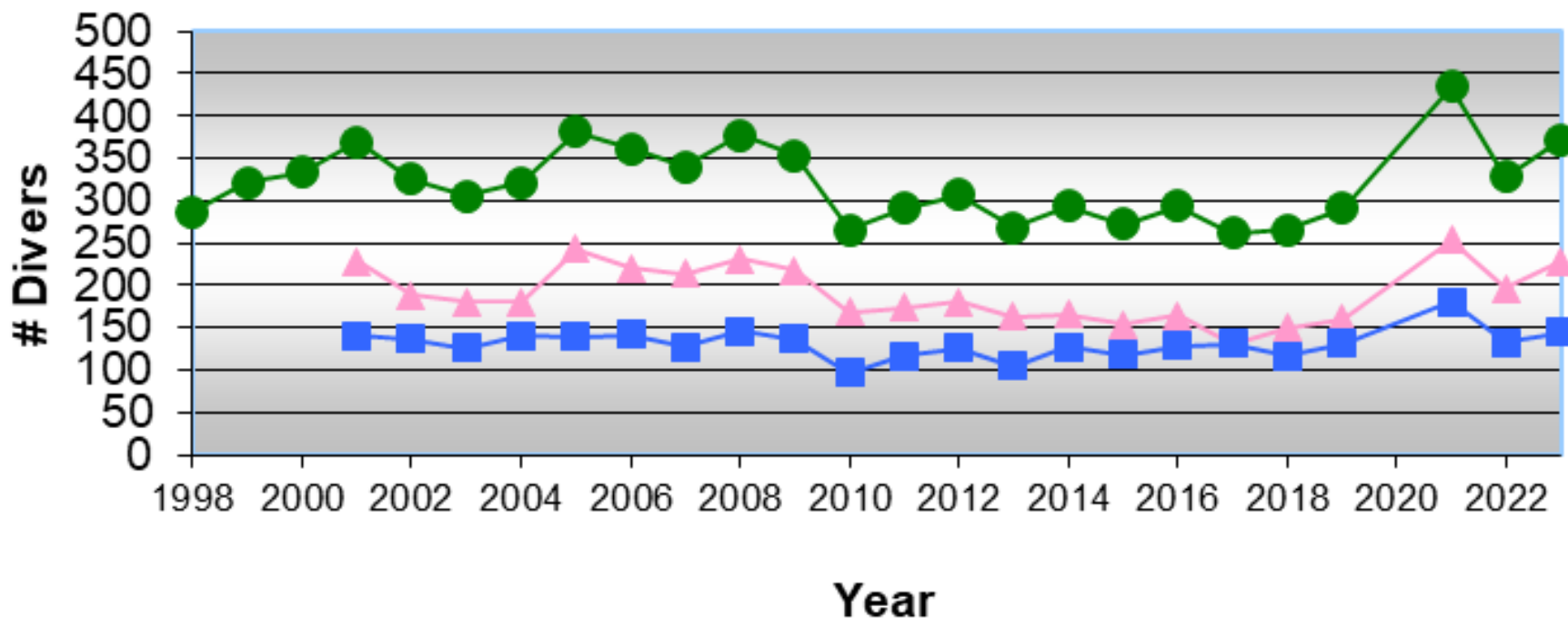
- ***Teams with CrackerJack Champions (16 events)***
- ***CP, HV, KG, LG(2), OAK(3), OKM, RH(5), SHR, and THA***



# NVSL Dive

## Historical CrackerJack Meet Statistics

### Total CrackerJack Divers



NOTE: in 2010, events 8B, 9B, & 9G were cancelled due to weather

Girls Boys Total Divers

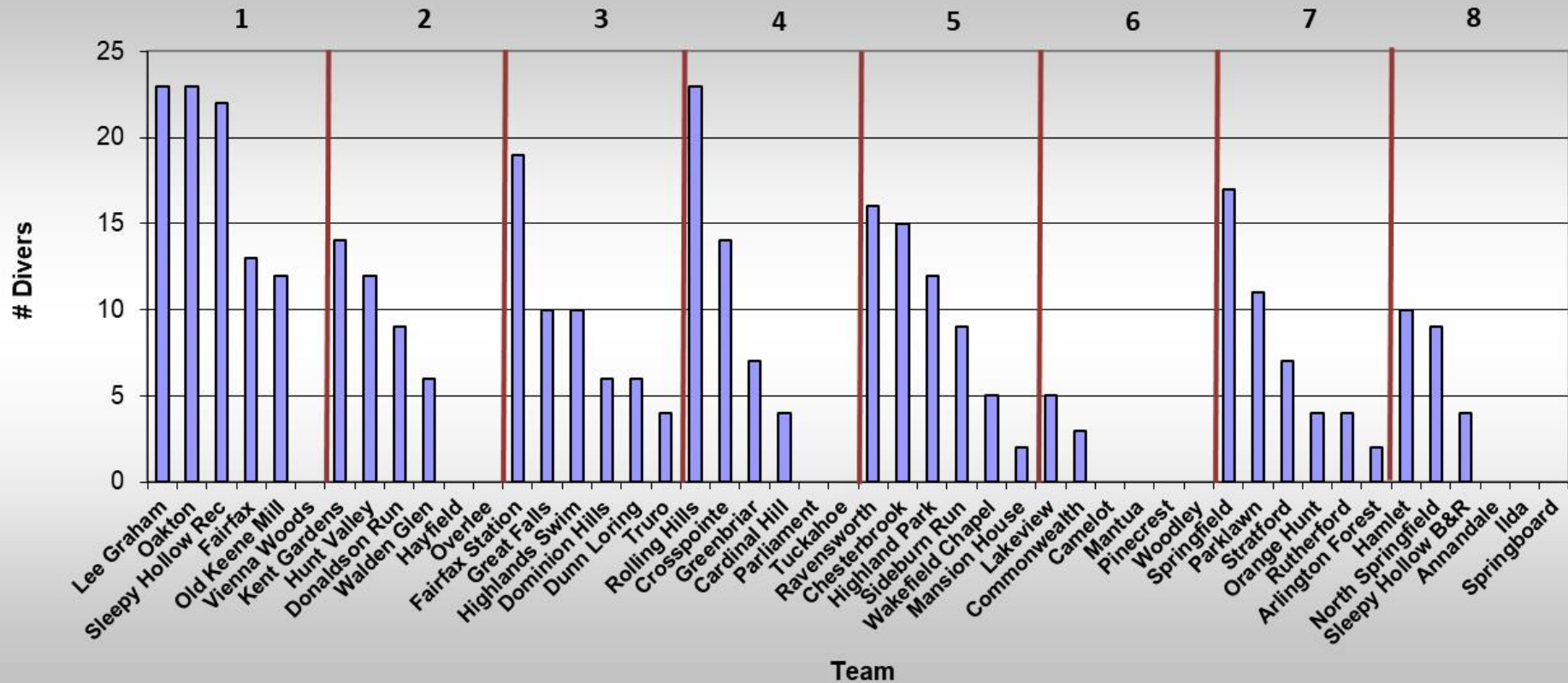




# NVSL Dive

## CrackerJack 2023 Meet Statistics

### CrackerJack Divers by Team and Division -- 2023





# *NVSL Dive – by the numbers* *2023*

